

B/B
W/C
1-70
W/C
71-110
UNN.
2 RES

SA

WT

WT

WIF

VC

C

W

SN

G 5500 9

24056

WC & BB
ALL W/M CASTINGS

JANOO

- E100 - AA. PR. ASHPANS AIRFIX
- 30 - WC. WASHOUT FLUGS AIRFIX
- E140 - AR. ASHPANSKRT-REBUILT-PR
- E100 - AG. ASHPANS 3401143654.101-110 UNREBUILT
- 40 - SC. SMOKE COV. LINERBUILT
- E100 - AU. ASHPANS-UNREBUILT WRENN
- E140 - FP. ONE PIECE FRONT PLATEFORM & BUFFER BEAM-AIRFIX
- 20 - VA. WHISTLE IN RECESS-AIRFIX
- 40 - CV. CAB ROOF VENT-AIRFIX
- 40 - HW. 6 HEADLAMPS-REBUILT
- E100 - ST. SMOKEBOX FRONT-AIRFIX
- 40 - AT.2. CAB REAR TURN-INS 1-70-AIRFIX
- 40 - WT.2. CAB REAR TURN-INS 1-70-REBUILT
- 40 - UT.2. CAB REAR TURN-INS 1-70-UNREBUILT WRENN
- 40 - AX.2. CAB REAR TURN-INS 71-110-AIRFIX
- 40 - VX.2. CAB REAR TURN-INS 71-110-REBUILT
- 40 - UX.2. CAB REAR TURN-INS 71-110-UNREBUILT WRENN
- 20 - FS. 2 FRONTSTERS
- 40 - SA. 4 SANDFILLERS-REBUILT
- 15 - NS. MAINFOLD WHEEL & SNIPTING VALVE-REBUILT
- 20 - OS. OILBOXES ON SLIDEBAR BRACKET-PR
- 30 - R. REVERSING BRACKET-REB
- 30 - A. A.WS BOX-ALSO OTHER CASTINGS
- E100 - PK. PONY TRUCK FOR KEMM W/V
- 10 - BI. BRB INSERT 14mm JACKSON
- 30 - SV. SAFETY VALVES IN RECESS-AIRFIX
- 60 - B. 8 LOCO BRAKE HANGERS
- 30 - I. DAVIES METCALFE INJECTORS
- 30 - T. STONES TURBO GENERATOR
- E100 - RV. BACKHEAD-REBUILT
- E100 - PA. BACKHEAD-AIRFIX
- 20 - PV. INJECTOR PIPES-REBUILT
- 20 - PU. INJECTOR PIPES-UNREBUILT
- 20 - NP. NEAR SIDE PIPES-UNREBUILT
- 10 - D. SMOKEBOX DIRT HANDLSE
- E140 - CU. CYLINDERS UNREBUILT WRENN
- E140 - CV. CYLINDERS REBUILT
- E140 - CA. CYLINDERS AIRFIX
- 10 - W. WHISTLE-REBUILT
- 10 - S. STEBDO
- 40 - DV. DRAG BEAM
- OS
- MA
- SV
- CV
- A
- FP
- SC
- 34094
- COUPLINGS
P.A.
- BN
BA

ALBERT GOODALL

34109

AG

T
CS

SP

LL

L
G 5500 9

PU

OS

MA

SV

CV

A

FP




SC

34094

COUPLINGS
P.A.

BN
BA

P.3 ALBERT GOODALL



M.N. LOCOS.

- 40. HW. 6 HEADLAMPS-REBUILT
- 40. MT. 2 CAB REAR TURN-INS. 1:30 V.CAB
- 20. FS. 2 FRONT STEERS
- 40. SA. 4 SANDER LEIS REBUILT
- 15. MS. MAIN ENG. D. WHEEL & SWITTING VALVE
- 40. RM. REVERSING BRACKET-REB
- 30. A. AWS BOX
- 11.00. PC. PONY TRUCK-CAST TYPE
- 11.00. PF. PONY TRUCK-FAB. TYPE
- 10. RL. BRB INSERT 12mm JACKSON
- 15. V. 3 SAFETY VALVES
- 60. B. 8 LOCO BE ABE HANGERS
- 30. IM. 2 INJECTORS
- 20. PM. INJECTOR PIPES-REBUILT
- 30. T. TURBO GENERATOR
- 11.00. FV. BACKHEAD-REBUILT
- 10. D. SMOKEBOX DART HANDLE
- 11.40. CM. CYLINDERS REBUILT
- 40. NE. 2 NAME- ATBACKING
- 20. DV. DRAIN COCK OP. VALVE
- 40. DR. DOME REBUILT
- 10. W. WHISTLE -REBUILT
- 10. S. SPEEDO
- 60. SD. SMOKEBOX DOOR REBUILT

ALL W/M CASTINGS


- 11.40. F. FRONT PL. ATFORM & BEAM. UNREB. 11:30
- 11.00. S.M. SMOKEBOX FRONT. UNREBUILT
- 30. VO. SAFETY VALVES IN RECESS- REAR
- 11.00. A0. PF. ASHPANS
- 36. WM. 6 WASHOUT PLUGS. UNREBUILT
- 40. PC. SMOKE BOX
- 11.40. CO. CYLINDERS UNREBUILT
- 11.40. PO. FRONT PL. ATFORM & BEAM. H.O. UNREB
- 40. DO. DRAG BEAM 3/4 UNREBUILT X
- 40. DB. DRAG BEAM 1/2 UNREBUILT X

M.N. TENDERS.

- 20. SP. 2 SPECTACLES
- 20. VW. WATER PILLER
- 20. SO. SOFTENER COVER
- 10. TL. BRB INSERT 14mm JACKSON
- 40. LR. 2 LADDERS SQUARER
- 40. LR. 2 LADDERS ROUND E.
- 20. LW. LADDER SQR. ROUND A.
- 40. LD. 2 LADDERS ROUND B. (Q1)
- 20. CS. 2 CAB STEERS
- 20. MR. 2 REAR STEERS-B. CD. E
- 20. RB. 2 REAR STEERS-HIGH B. & Q1
- 20. RS. 2 REAR STEERS-A.
- 11.00. VM. SET 3 VAC CYLINDERS-B. & E.
- 40. MC. COVER. B. & E.
- 20. VP. VAC. HEAT PIPES
- 10. MA. AXLEBOX COVER & SPRINGS
- 20. WE. WATER FILLER-HIGH B. & Q1
- 40. TL. TIA DOSER
- 11.00. TL. 6 TENDER LAMPS & COUP LAMP
- 60. BM. 2 BRAKESHAFTS & BRACKETS
- 11.00. CD. VAC CYLINDERS COVER D
- 11.00. CC. VAC CYLINDERS COVER C

SEP OO

X - LATER.



March 2000

ALBERT GOODALL

chassis for the

DAPOL BATTLE of BRITAIN (AIRFIX)

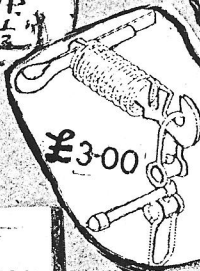
with nickel silver MAINFRAMES (COMPENSATED) Cast-CYLINDER BLOCK REAR PONY TRUCK BOGIE

still under development

£18


K&S METALS

STEEL PIANO WIRE 36" length
28g. 1.5 thou. = 1 5/32" 25p
for Rbt. S/D (1 1/2") & Cab (1")
20 thou. = 1 1/32" 20p
for Rbt. Boiler Rail (1 1/2")
51mm 25p



Jackson/Romford Screw Coupling
Brass, Barrel Plated
Pair of sprung couplings ready assembled.

BOX POK (BFB) OVERLAY £3



PORTESCAP MOTORS RG4 M 16.24. - £35.00

ESCAP RG4 C 16.16. - £32.00

12.19 - £39.00

RECORDED POST £1.00

1/32" SPLIT PINS for 4mm HANDRAIL KNOBS

CRAFTSMAN MODELS

30p for 20

£5.00

SMITHS BY W&T

Made under licence by Loric Products

LP5 2-PAIRS OF DUMMY SCREW-LINK COUPLINGS ASSEMBLED 4mm

LP8 4-PAIRS OF DUMMY SCREW-LINK COUPLINGS KIT FORM 4mm £3.80

1/8" DIAMETER AXLES FOR ROMFORD

"Romford" Slotted Crank Pin & Washer Sets (brass) Threaded 10.B.A. screws directly into all "Romford" driving wheels, the slot allows the use of the standard "Romford" axle nut screwdriver for tightening and maintenance purposes. Supplied with washers in packets of six.

£1-20

KEAN MAYGIB COMPONENTS

4mm SCALE SET OF 6 CRANKPINS

£2-70

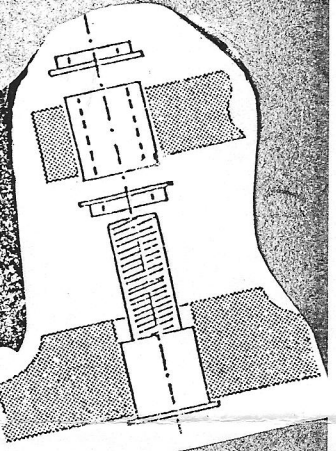
KM422

KEAN MAYGIB COMPONENTS

4mm SCALE SPRUNG LOCO BUFFER L.N.E.R. GROUP STANDAR

£2-00

KM431



STEEL HEADS FROM THESE 15p EACH

MARKITS

RP 25s. AVAILABLE

(MADE BY ROMFORD)

MN, WC/BB £2250

Q1. £18.00 SETS SUFFICIENT FOR ONE LOCO AND TENDER WITH ROMFORD AXLES.

PONY £1-70

BOGIE 7/30

Type S Couplings Screw

LONG →

SHORT →

MEDIUM →

FOR SECR/BR C D D I E E I F H J L L I N N I O I P Q R I R I U U I V W Z L N MN WC CLASSES

5 PAIRS £2-80 - & BR 9F

"ROMFORD" AXLE FRAME BUSHES 70p for 12

£6-50



JACKSON-EVANS

WC71-110 MN11-20V

ITEM

BULLETD CABSIDE WINDOWS 80p (4 TYPES)

MN 1-10 V & 21-30

WC 1-70 V REB & UNR

MN 1-20 WC 1-63

BIGGIN HILL

ALBERT GOODALL

485mm (19") CONCRETE FENCING £1-80
CONCRETE FOOTBRIDGE £5-40

LOADING GAUGE £2-50
Our model is based on the Southern's typical reinforced concrete post and bracket design, seen all over southern England for fifty years.

PECO Subway Staircase £2-80
LK-7
The kit contains two units

592 SR/BR 28 T. B'VAN £10-20
4mm Scale Kit
SR 12ton 8-plank Wagon (1927)
WITH WHLS £3-20

4mm Scale LINESIDE HUTS
Distinctive lineside hut
2 per pack £2-20
LK-6 Bookstall £1-70

LK-25 Platform Seats
Level Crossing Gates
LK-50 £2-20

4mm Scale Wagon Kit
S.R. 25ton BRAKEVAN
WITH WHLS £6-50

4mm Scale Kit
BR Shark Plough Brake Van
WITH WHLS £6-50

INNER Lattice Post Signals
(4 signals inc Inchockers)
£1-50

minamels
PEARS LIFEBOUY SOAP
CAMP LIPTONS TEA
Pears SIMONDS RINSO VIROL
Wrights WIPERS
MAPLE C. FURNITURE
LYONS TEA VIROL
Wrights SOAP PEARLS
MAPLE & CO FURNITURE LONDON

PROTOTYPE NOTES
These vans were introduced in 1928, based on earlier SECR brake vans (3 of which were still in use in 1988). The first batch of Lot 1578 had the duck on the left side of the body. 'W' type safeguards, and steps attached to the face of the sash, all subsequent vans to Lots 1579 & 1582 had RH duckets, 'plate' safeguards & steps hanging from the bottom edge of the sash. Early vans of Lot 1579 had even planks; later ones had a mixture of 6/18" planks. Lot 1582 all had mixed planks, no sand boxes, & modified brake gear.

PROTOTYPE NOTES
over 5,000 of these vans were built in 1928-31, our own early ones from 1931 onwards, but still in considerable use. They feature a distinctive sash of this type. In some later versions, a sash was added to the front of the wagon.

PROTOTYPE NOTES
This was the last design of the standard open wagon built for the LMS, although construction continued under BR. The design was widely used. Their use was widespread carrying everything from bricks to whisky casks. They were commonly seen on trains of rock salt, but are now being withdrawn.

02 PC02 LMS/BR Wood Sided Open Wagon
£3-00

04 BR 12 Ton Van 'Vanwilde' (Diag. 1/217) (Vacuum Brake)
£3-00

05 BR 13 Ton Medium Goods Wagon - Steel Body (Diag. 1/205)
£3-00

06 BR 4 wheel 'BY' Utility Van
£5-00

03 PC03 BR 21 Ton Coal Wagon
£3-00

04 BR 12 TON FRUIT VAN (DIAG. 1/230)
£3-00

05 BR 16 Ton Flashed Body Mineral Wagon (See Vacuum Filter)(Diag. 1/209)
£3-00

06 BR (ex South Eastern & Chatham Ry) 'P' Van
£6-00

08 BR 12 Ton Van (Plywood Sides)
£4-30

09 BR 12 Ton Van (Plank Sides)
£3-00

10 BR 12 Ton Van (Plywood Sides)
£4-30

11 BR 12 Ton Van (Plank Sides)
£3-00

19 PC19 BR 16 Ton Mineral Wagon (Vacuum Brake)
£3-00

20 BR 12 Ton Van (Plywood Sides)
£4-30

21 PC21 BR 16 Ton Mineral Wagon (Hard brakes only)
£3-00

22 BR 12 Ton Van (Plywood Sides)
£4-30

21 PC21 BR 16 Ton Mineral Wagon (Hard brakes only)
£3-00

23 BR 12 TON FISH VAN (DIAG. 1/209)
£4-30

24 BR 12 TON TUBE WAGON
DIAG. 1/148 £4-30

25 BR 12 TON PALLET VAN - 'PALVAN'
£4-30

410 of these vans were built in 1934 for express fish traffic. Either oil or roller bearing 'Dile Spot' types may be modified. In later years many became 'SPV' parcels vans.

410 of these vans were built in 1934 for express fish traffic. Either oil or roller bearing 'Dile Spot' types may be modified. In later years many became 'SPV' parcels vans.

This is the BR produced version of our P27 kit. The principal difference is that this type used plywood sides, but it did retain timber doors for strength. 150 were built altogether between 1951 and 1955. Withdrawal took place in the early 1960's.

